



Download 'Venmo' from your Apple Store or Android Store.



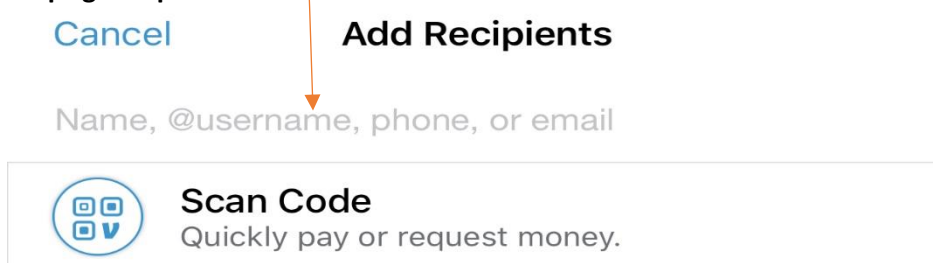
Set up your account with your Credit Card/Debit Card or bank information.

To transfer money to church:

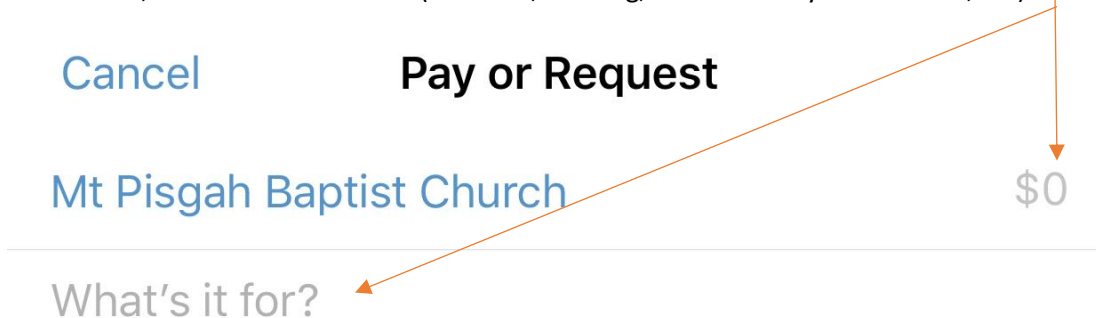
1. In upper right-hand corner, click on the box with the \$ sign



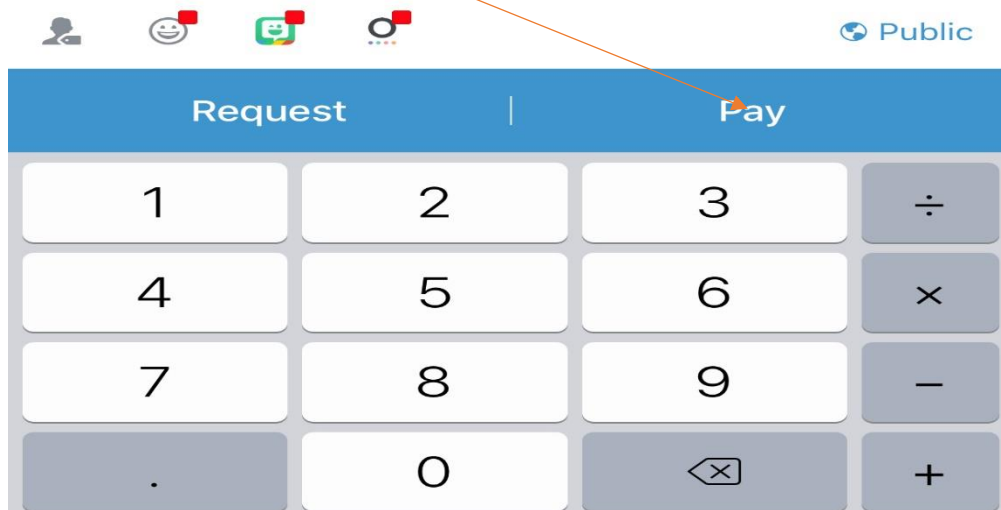
2. On 'Add Recipients' screen, where it says 'Name, @username, phone, or email', type in: **mtpisgahbaptist-church**



3. On 'Pay or Request' screen, enter in the amount of your tithes/offering/gift and in the 'What's it for' section, describe what it is for (i.e tithes, offering, Women's Day Assessment, etc).



4. Then at bottom of screen, click on 'Pay'



5. You will receive a confirmation email to the email address that you used to set up your account.

You can also continue to give your gifts through our PayPal Account, (go to mtpisgahbc.wordpress.com and click on 'donate' and follow the instructions; or you can drop off your **checks (NO CASH PLEASE), in an envelope**, at the church and put them in the **'mail' slot, that goes inside of the building.**

If you have any questions, please see Interim Pastor Peacher, any Deacon, Minister or Trustee.

We THANK YOU for your steadfastness and pray that you stay encouraged, stay calm and remain faithful during these unprecedented and difficult times. **GOD IS STILL IN CONTROL! HE STILL HAS THE WHOLE WIDE WORLD IN THE PALM OF HIS HANDS AND THIS TOO SHALL PASS.**

#WalkByFaith #ItisSTILLWell #GreatIsHISFaithfulness #PisgahStrong